

# English Phonetics and Phonology

## A practical course

Fourth edition

Peter Roach

### Chapter 9

#### Written Exercise

In the following words the syllables are separated by dots and the weak syllables are shown in red. For the peak of each weak syllable choose one symbol from the drop-down menu.

- 1 ar.chi.tect
- 2 per.haps
- 3 ar.ti.cle
- 4 in.flu.ence
- 5 par.a.llel
- 6 po.lit.i.cal
- 7 re.ver.sing
- 8 butt.on
- 9 med.i.ate
- 10 prop.er.ty

Check Answers

Start Again

---

## Answers to Written Exercise **Chapter 9**

1 ɪ

2 ə

3 ɪ ɪ

4 u ə

5 ə

6 ə ɪ ɪ

7 ɪ ɪ

8 ɪ

9 i











10 ə i

## Chapter 9

### Audio Exercise

---

For each word in the following list, listen to the recording of the word, then for each syllable of the word choose from the drop-down menu either 'strong' or 'weak'.

- 1 
- 2 
- 3 
- 4 
- 5 
- 6 
- 7 
- 8 
- 9 
- 10 

Check Answers

Start Again

---

## Answers to Audio Exercise Chapter 9

1	weak	strong	weak		survivor	səvaɪvə	
2	strong	weak	strong	weak	alteration	ɔ:ltereɪʃn	
3	strong	strong			sideways	sɑɪdweɪz	
4	strong	weak	strong	weak	disappointed	dɪsəpɔɪntɪd	
5	weak	strong			about	əbaʊt	
6	strong	weak	strong		paperwork	peɪpəwɜ:k	
7	strong	weak	strong		margarine	mɑ:dʒəri:n	
8	weak	strong			revolt	rɪvəʊlt	
9	strong	weak	strong	weak	weak	hippopotamus	hɪpəpɒtəməs
10	strong	weak	strong		obsolete	əbsəli:t	